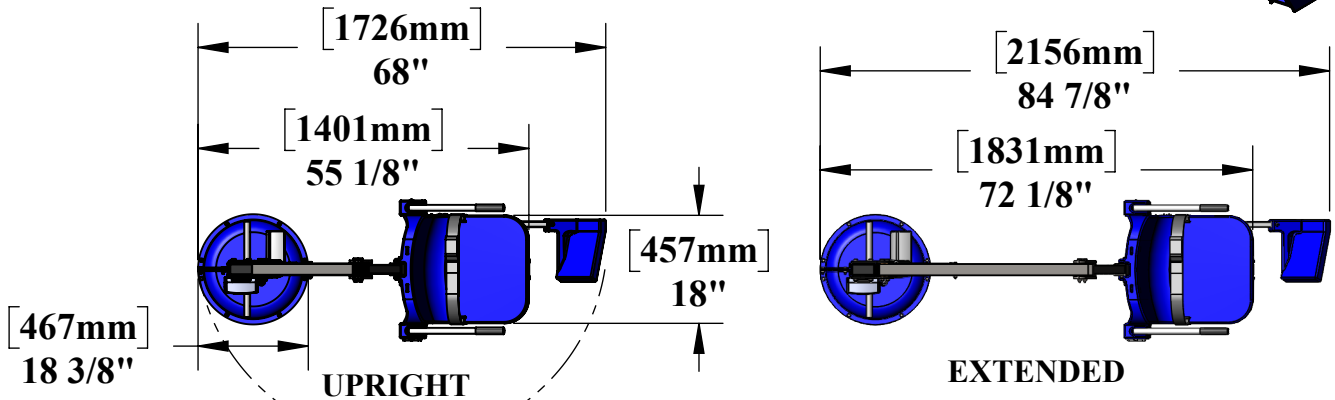
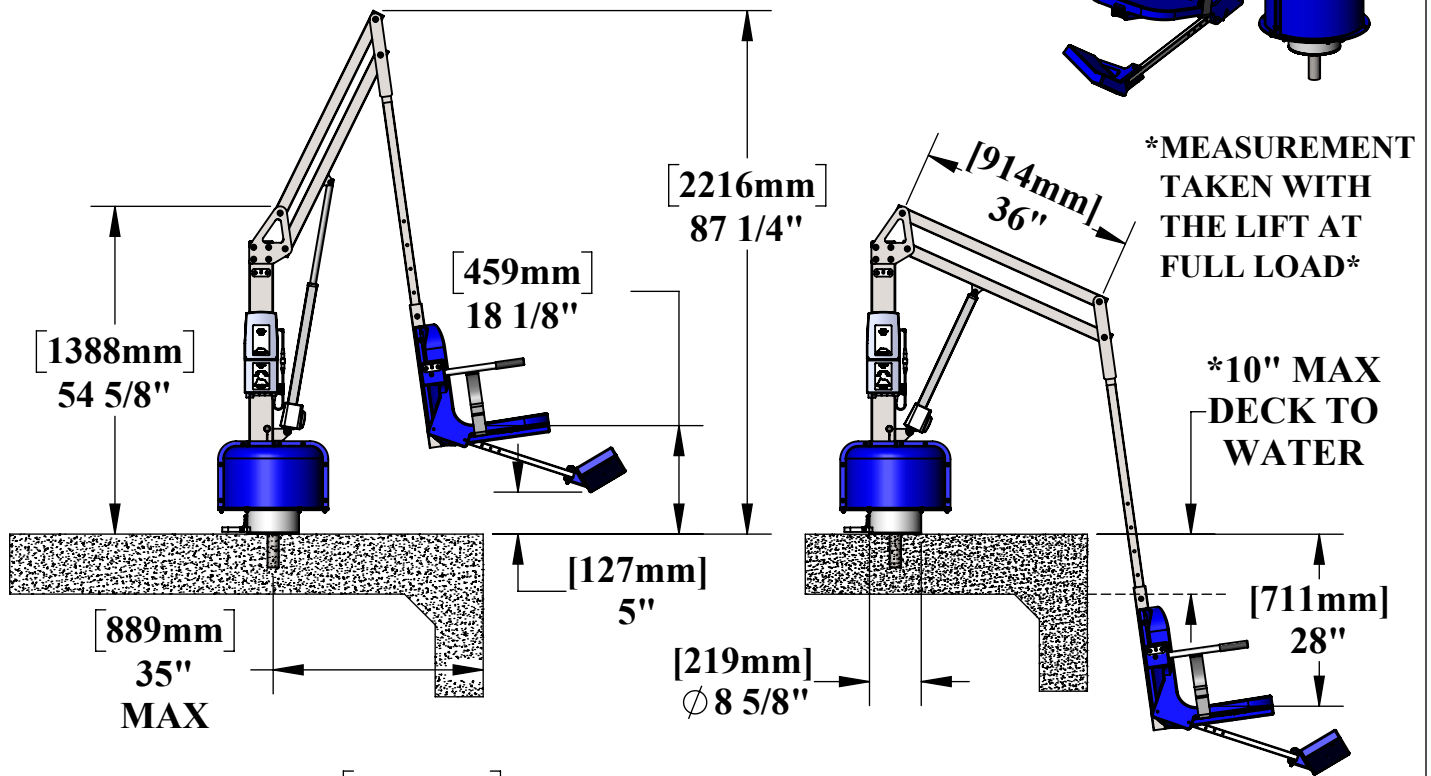



# SCOUT 2 POOL LIFT

U.S. PATENT NO. D507,769 S

PRODUCT WEIGHT: 210lbs [95kg]  
 MAX WEIGHT CAPACITY: 375lbs [170kg]  
 MIN ANCHOR SETBACK: 19"  
 MAX ANCHOR SETBACK: 35"  
 MAX WATER DRAFT: \*10"  
 SEAT HEIGHT ADJUSTMENT: 16" IN 4" INCREMENTS  
 ADA COMPLIANCE: THIRD PARTY VERIFIED BY WYLE LABS  
 VERTICAL TRAVEL DISTANCE: 46"



CONTINUOUS  
360° ROTATION



9889 GARRYMORE LANE  
 MISSOULA, MT 59808  
 (406) 549-0769  
 FAX (406) 549-2602

NOTE:  
 \*SPECIFICATIONS ARE SUBJECT TO CHANGE WITHOUT NOTICE

|                       |                 |
|-----------------------|-----------------|
| PRODUCT: SCOUT 2 LIFT |                 |
| PART #: F-802SC2      |                 |
| SCALE: 1:32           | DATE: 10/5/2018 |
| DRAWN BY: KR          | REVISION: A     |